



ROYAL NAVY
FLEET AIR ARM
MUSEUM

THE
NATIONAL
MUSEUM



SCHOOLS PROGRAMME

AUTUMN 2022 / SUMMER 2023





Welcome to the Learning Brochure for the Fleet Air Arm Museum, the home of Royal Naval Flying.

The museum's collection is an unparalleled resource of innovative technology, personal stories and historic objects, to bring the curriculum to life.


The museum offers a range of stimulating activities for all ages, making learning relevant and engaging throughout our four halls.

There are several different ways that you can explore our Museum and collection, but we ask that you do so whilst respecting the guidance laid out within the Teachers Welcome Pack, and in small groups in accordance with our relevant adult to child ratios.

We look forward to welcoming you and your group soon.

CONTENTS

PRIMARY & SECONDARY DISCOVERY VISITS	04
PRIMARY DISCOVER MORE VISITS	06
PRIMARY DISCOVER LIVE VISITS	08
ENGINEERING CHALLENGE DAYS	09
PRICES	10
HOW TO BOOK	10
FREQUENTLY ASKED QUESTIONS	11



SAVE 20% ON COACH TRAVEL

Book a visit to The Fleet Air Arm Museum quoting code **"FAAM20"** to South West Coaches to receive **20% off your coach travel**.

*The National Museum of the Royal Navy accepts no liability for the service you receive from South West Coaches.

PRIMARY & SECONDARY DISCOVERY VISITS

Our new and improved Discovery Visit package is a teacher-led trip around the museum, allowing for a more flexible visit with regards to students, timings and your own activities.

Looking for inspiration for an art project? Bring your sketchbooks down and set up in front of our Sea King helicopter!

Students lost for words? Visit our emotive Aircraft Carrier experience to kick start a creative writing project!

We recommend teachers book a free preliminary visit prior to the day, to familiarise themselves with the museum and its facilities. This is also the perfect opportunity to talk to a member of our museum team and brainstorm some activity ideas! If you aren't able to visit the museum in person, we also have a 3D tour of the museum available on our website, which may alleviate concerns or answer specific questions.

Groups will also be offered thematic Discovery Trails to support their visit, highlighting some key areas within the museum and prompting specific thinking around them. These flexible trails allow for a more supported and guided experience, with younger groups having trails used by leaders, and older groups using the trails themselves. Available thematic trails are as follows:



HOW TO BUILD AN AIRCRAFT

Explore the museum through the eyes of an engineer, looking at materials science and technology of Naval flying.

RECORD BREAKERS & INNOVATORS

Discover aircraft, equipment and people within the Fleet Air Arm story who have soared to dizzying heights and recorded 'firsts' in their fields.

PLACES & PEOPLE OF THE ROYAL NAVY

Explore the stories of the diverse people and places which feature within the narrative of the Fleet Air Arm and the Royal Navy more widely.



SAVING LIVES IN THE ROYAL NAVY

Explore the Museum whilst investigating the different ways in which the Royal Navy save and protect life through the use of specialist equipment. This theme provides a framework for supporting pupil's art, design and technology understanding in the areas of colour, pattern, shape, and materials for different purposes.

THE HISTORY OF FLYING IN THE ROYAL NAVY

Go on a journey around the museum, investigating how flying in the Royal Navy has changed over time from early pioneers to modern technologies.

OUR LOCAL NAVY

Take a look at how the Royal Navy have had a connection with Yeovilton and its locality for over 100 years - from clothing pilots, to building and flying aircraft.

PRIMARY DISCOVER MORE VISITS

Our Discover More offer is a brand new type of teacher-led visit, specifically curated to engage our Primary aged visitors, with additional activities designed to support pupils' learning whilst being fully immersed in the museum.

Each *Discover More* visit follows the same theme as the Discovery Visits are, but groups have an additional series of activities located at designated points throughout the museum. These activities, which are stored in secure containers, may include handling objects with prompt questions, an observation task involving map work, a scavenger hunt around a hall, or many other unique opportunities to immerse yourself in our collection. These activities work alongside our Discovery Trails, creating an experience that enables teachers, helpers and pupils to explore the museum, inspiring curiosity and helping to make connections within the broader narrative of world history through the Royal Navy.

Available thematic Discover More visits are as follows:

SAVING LIVES IN THE ROYAL NAVY

Target group: KS1/2

Curriculum Links:

STEM - Everyday materials, colour and pattern.

History - Changes within living memory.

Design & Technology - Explore and evaluate a range of existing products.

Journey around the museum with this *Discover More* visit, exploring how clothing, equipment and aircraft have been used in the protection and saving of lives. Activities along the trail will highlight the use of colours, patterns, shapes, materials, and textures with different life-saving functions. Alongside this visual feast, you will also learn about the human effort and endeavour in the Royal Navy as you explore stories of bravery and valour.

THE HISTORY OF FLYING IN THE ROYAL NAVY

Target group: KS2

Curriculum Links:

STEM - Everyday materials, forces, light, colour and pattern.

History - The first aeroplane flights and the beginnings of Royal Naval aviation; Significant turning points in British History, including the Battle of Britain.

Activities within this *Discover More* visit will allow you to explore the development of aircraft design from early innovators of flight, to the more modern technologies.

This thematic strand will encourage pupils to develop a broader understanding of the Royal Navy's aviation history, and the changing roles of the Fleet Air Arm in war and peace time.

OUR LOCAL NAVY

Target group: KS2

Curriculum Links:

History - Changes within living memory; significant places in their own locality; A Local history study.

Explore the unique history of the local area around Yeovilton and its connections to Royal Naval flying within this *Discover More* theme. Take a look at the history of aircraft and flying clothing manufacturing in the locality, and investigate the history of the air station and the people working here.



RECORD BREAKERS & INNOVATORS

Target group: KS1/2

Curriculum Links:

History - An aspect of British history that extends pupils chronological knowledge beyond 1066; Events beyond living memory that are significant (for example, the first aeroplane flight).

This *Discover More* journey will encourage help you to investigate the many 'firsts' of the Royal Navy, through aircraft, equipment and peoples stories. Activities within this thematic offer will help pupils to further understand the many milestones set by our museum collection, from the pioneers of Royal Naval aviation to the first British-made Concorde.

PLACES & PEOPLE OF THE ROYAL NAVY


Target group: KS1/2/3

Curriculum Links:

History - An aspect or theme in British history that extends pupils chronological knowledge beyond 1066; Challenges for Britain, Europe and the wider world 1901 to present day.

Citizenship - Developing good relationships and respecting the differences between people.

Journey to far off lands and meet a diverse range of people within this *Discover More* strand. Using objects and stories rooted within our collection, pupils will have the opportunity to explore interesting topics such as race and gender within the Royal Navy's narrative, alongside the changing perspectives of wider world events and attitudes.



PRIMARY DISCOVER LIVE VISITS



New to the Fleet Air Arm Museum for the 2022-2023 school year, we are offering a new product for our Primary School audience: Discover Live.

Discover Live sessions are limited edition museum-led activities, designed to link in with a specific event, project or anniversary within the museum. These sessions are available for a limited amount of time only, be that one month, one term, or one school year- so make sure you book in while you can! For a full list of Discover Live sessions throughout the year, make sure you check our website or join our schools mailing list to be contacted as soon as they become available.

DISCOVER LIVE: THE GREAT BRITISH TAKE-OFF!

Target group: KS2

Curriculum Links:

Science, Design & Technology and Mathematics.


Price:

Discovery Visit **£4.50** per Student + **£80** per one hour workshop for up to 30 students.

In time for the launch of our NEW Hall 3 Carrier experience, we are returning a new and improved version of an old favourite to our schools offer. Learn about the development of Royal Navy flying from aircraft carriers, before building and testing their own aircraft from a range of balsa wood parts.

Pupils will work scientifically and strategically to build, test and launch their gliders from our unique carrier model, investigating how wing shape and balance can affect the ability to fly.

This activity is designed as a bolt on to our Discovery Visit offer, for smaller groups it may be possible to add this to a Discover More Visit- please ask on enquiry.



SECONDARY ENGINEERING CHALLENGE EVENT DAYS

COMPETITIVE, CHALLENGING AND INSPIRING!

These sponsored competitive days, held throughout the year, are designed to raise awareness of engineering as a career.

The challenges encourage students to work on a breadth of skills from technical to practical skills, and communication to teamwork.

All challenges set will include aspects of design, simple mechanics and electrical circuits and will involve the students purchasing materials from a pop-up shop, to build their model from scratch. At the end of the day each team will have to present a marketing pitch and working model to the 'customer'.

Mentors on-hand during the day will include current engineers from the museum industry and the Royal Navy.

KEY DETAILS

- Free to secondary schools*. It is a sponsored event.
- Schools must be available to stay for the whole day from 09.30 to 15.30.
- Six pupils per team with a maximum of two teams per school.
- Challenge dates are available for Key Stages 3, 4 and 5 throughout the school year.
- A short tour of the museum relevant to the engineering task will be included as part of the challenge.

REGISTRATION

If you are interested on being entered onto our mailing list for the next Engineering Challenge dates, please email groups@nmrn.org.uk

Dates are set by the museum at intervals throughout the year.

These events fill up very quickly on a first come, first served basis, so please register as soon as possible to guarantee a place for your team.

PRICES

KS1 – KS5 PUPILS

DISCOVERY VISIT	£4.50
DISCOVER MORE VISIT	£5.50

*Adults go free at a ratio of 1:5



HOW TO BOOK

Pre-booking is essential for all age groups to guarantee the best discounted rate.

To make a booking, please visit:
www.nmrn.org.uk/learn

LUNCH FACILITIES

An indoor eating area is available for groups with packed lunches and can be pre-booked along with the rest of your visit.

During the summer months groups are invited to use the large grassed area at the front of the museum where they may eat packed lunches. Primary pupils may use the adventure playground.

We ask for your co-operation in leaving these areas tidy and free of litter.

HEALTH AND SAFETY & ACCESSIBILITY

School specific Risk Assessments, Health & Safety and accessibility guidelines are available within our downloadable Teachers Welcome Pack. More generic guidance around facilities at our site can be found on our website:

www.nmrn.org.uk/learning



PRELIMINARY VISITS

We strongly advise a preliminary visit in order to familiarise yourself with the site and complete risk assessment paperwork. For groups already booked you will need to bring the booking reference as proof. On arrival you will issued with up to 3 adult tickets or at weekends and holidays 1 family ticket. For groups that haven't yet booked only 1 ticket will be available for the school.

GROUP SIZE

Our maximum number for a Discovery Visit is 120 students. Our maximum number for a Discover More visit is approx. 60 students - there are a set number of stations, and any more than 60 pupils risks some pupils not having a chance to participate.

VISIT LENGTH

We recommend allowing 2 hours for a self-guided Discovery Visit and 3 hours for a Discover More visit. This does not include a break for lunch/snacks.

SUPERVISION OF GROUPS

We offer free access to supervising staff members during your visit, with ratios relevant to the age of your group (found within the 'How to Book' section). When navigating the museum, we ask that these ratios are maintained within small groups.

GETTING HERE

The museum is located on the B3151 just south of the A303 in Somerset near Ilchester. The museum is well signposted from the A303. There are spaces for up to 9 coaches in the main car park. If you are using minibuses please park in the car parking area if possible. All vehicle parking at the museum is free.

FREQUENTLY ASKED QUESTIONS

1. Previously when we have visited, we have booked workshops with museum staff and a guided tour. Are these still available?

Our workshop offer has been replaced by a new and exciting 'Discover More' offer, with many of the workshop elements which you enjoyed being incorporated into these. This was due to feedback from school groups suggesting that they would like to see and use more of the museum itself during a visit, and a desire to keep costs low for the schools themselves.

2. Previously, we have had a specific workshop during a visit. Which themed Discovery or Discover More visit would you suggest now?

IF YOU ENJOYED...	THEN MAYBE YOU SHOULD TRY...
Balsa Wood to Carbon Fibre Workshop	Saving Lives in the Royal Navy or How to build an aircraft
Pioneers of Flight Workshop	History of Flying in the Royal Navy or How to build an aircraft
Aircrew Artefacts Workshop	All of our Discover More visits incorporate an element of object handling within them. Our volunteer team also hold daily Object Handling sessions for the general public, which you may be like to join.
Second World War - War on the Homefront Workshop	Our Local Navy Discover More Visit
The Battle of Britain Workshop	History of Flying in the Royal Navy

This is not an exhaustive list of comparables, so if you are looking for a specific topic or activity, then please get in touch and we will happily advise of the most suitable offer where possible.

3. What's the difference between a Discovery and Discover More visit?

A Discovery Visit is a teacher led visit around our museum, where you have the option for group leaders to use one of our themed Discovery Trails to help you engage with our collection. A Discover More visit is still teacher led, but adds an extra level of curated activity in the form of 'Stations' positioned around the halls for you to use. These activities are themed, and could vary from a scavenger hunt within a hall, to object handling and dressing up, to a sorting and matching activity.

4. I don't feel confident with my knowledge and/or that of my group leaders to do a self-led visit. What can you do to help?

Ahead of a visit, we encourage teachers to book a free preliminary visit to get to grips with the content and facilities of the museum. This is your opportunity, should you wish, to discuss questions and concerns with a member of our team. If you are unable to do this, we can talk you through a 3D tour of the museum over the phone, or just answer your questions via email.

On top of this, you will also be provided with a Teachers Pack ahead of your visit, which will not only provide you with standard information such as risk assessments ahead of your visit, but also some key pointers to the museum itself.

Additionally, our themed Discovery Trails have been designed so that they are easily accessible for those with little to no knowledge of the museum content, highlighting key areas and discussion points. They are designed to be used by parent helpers and group leaders to facilitate a visit, but may also be used by more advanced pupils.

Finally, whilst visiting the museum our extremely knowledgeable staff and volunteer team will be available to answer any questions that you have, and engage with your group on a variety of discussion points. Keep an eye out for them as you roam the halls!

5. Do I have to bring the specific suggested Key Stages to do the indicated thematic offers?


Not at all. The Key Stages indicated are there as a suggestion, based on curriculum links. The Discovery and Discover More visits are what you make of them- the activities and discussion points are there to 'jump start' conversations and extend pupils as relevant for each individual group.

6. Will this be the only thing that you offer moving forward?

No, we will be looking to evolve our offer moving forward, offering additional or alternative activities to tie in with specific events, anniversaries or commemorations. For example, we may look to develop temporary craft activities around remembrance, or a schools experience around the launch of a new exhibition.

7. Do you have content to support before/after my visit, or that we can do in the classroom?

Over the coming months we will be evolving our online content to include pre and post visit resources, as well as activities which can be done without visiting our site. Keep an eye on our website, or sign up to our schools mailing list to find out more!





ROYAL NAVY
FLEET AIR ARM
MUSEUM



CONTACT US

Fleet Air Arm Museum, RNAS Yeovilton, Ilchester, Somerset, BA22 8HT

General Enquiries: 01935 840565

School Bookings: 01935 840565 (Opt 3)

