







## Teacher's Guide to HMS Caroline

Below is background and visiting information regarding the spaces you will see on board HMS Caroline. Along with the Map you may wish to use this information to prompt discussion with your pupils before, during or post visit.


- Class:** C-class light cruiser- so called because HMS Caroline is little armoured. The C-class were fast moving ships that helped protect convoys and scouted for U-Boats.
- Built:** Cammell-Laird, Birkenhead, 1914
- Length:** 135.94m
- Weight:** 4,000 tons
- Speed:** 28- 30 knots (55.5km/h)
- Ship's Company:** 289 (361 was the maximum in 1920)
- Battle Honours:** Jutland 1916
- War-time Base:** The Orkneys, Scapa-Flow, North Sea
- Arrival in Belfast:** 1924


Area	Image	Where is it?	What is it?
Drill Hall and Battle of Jutland AV		Upper Deck.  Wheelchair accessible. There is an accessible toilet at the entrance of the Drill Hall.  Please note this section has low light and contains loud noises.	This section of the ship was added in 1924 when HMS Caroline came to Belfast. Here you will see a multi-media AV on the Battle Jutland (approx. 12 minutes in length) along with exhibition panels with additional information on the Battle.
<b>Exit the Drill hall through the door on the back left hand side of the room. A wheelchair accessible external route to the Quarter Deck is accessed through here as are the Captain's cabins- these are not wheelchair accessible.</b>			
Captain's Cabins. In this area you will also see Senior Officers' cabins and the Captain's pantry or servery.		Upper Deck.  Not wheelchair accessible.  Exit through back of the cabins to reach the Quarter Deck. There is an accessible external route to the	The Captain's Cabins are comprised of an eating, resting, sleeping and bathing area. Outside his cabins are two cabins belonging to his Senior Officers- the Staff Surgeon and the Navigator. There is also a pantry or servery where the Captain's food would be plated and served by the Captain's Steward. In the Lobby area outside the cabins


		Quarter Deck. There are low-level sound effects in this area.	there is a locked box of keys. This is where the keys for the magazines are kept. Ammunition is stored in the magazines.
Quarter Deck. Facing aft (towards the stern)		External  Wheelchair accessible.  There is open water.  A lift to the Lower Deck is located here.	Facing aft over the stern are Caroline's two 6-inch guns; one on the deck and the other on top of the Captain's Cabins (known as the Gun Deck). You can also see shells used in the guns. The Cordite explosive charges needed for firing the guns are brought up from the magazines below.
<b>To reach the Lower Deck use the steps at the entrance area to the Captain's Cabins or the lift on the Quarter Deck (only 2 people at a time in the lift). On the Lower Deck explore the following areas in any order:</b>			
Mess Area and Steward's Mess		Lower Deck.  Wheelchair accessible.  Pupils are allowed to sit on the Mess benches but are not allowed in the hammocks.  There are low-level sound effects in this area.	29 Royal Marines ate and slept in this mess area. There would have been several messes on board HMS Caroline. Each man was allocated a steel locker where he stored his clothes. Each man also had a tin cap-box for his cap – and a wooden Ditty Box for private and personal items, such as letters and diaries. The men hung their hammocks here to sleep. The Sergeant of the Marines and the 4 Ship's Stewards who look after Captain Crooke had private messes in this area.
Ship's Office		Lower Deck  Visitors can look into but no enter the space.  There are low-level sound effects in this area.	All documentation and requisitions for food, oil fuel, fresh drinking water and ammunition were processed here. Every time a watertight door was opened or closed at sea, the Officer of the Watch had to record the time and date.
Ward Room		Lower Deck.  Wheelchair accessible.  Please do not let pupils sit on the chairs in the Ward Room.  There are low-level sound effects in this area.	The Ward Room was strictly for the Officers, it was an area in which they could eat and relax. There were five dedicated stewards for the Ward Room. There was even a bugle call that announced the Officers should 'Dress for Dinner'. The Captain was not allowed in the Wardroom unless invited.


<p>Officers' Cabins and Officers' Wash Place</p>		<p>Lower Deck</p> <p>Some Cabins are not accessible to wheelchairs.</p> <p>There is one fully accessible cabin opposite the lift.</p>	<p>Each Officer had their own private cabin. They were all alike in furnishing with a porthole, bed, curtains, washbasin and desk. The bath-place was for the Officers only. The lower ranks had their own facilities. The Captain insisted that everyone use as little water as possible for bathing. Rainwater was collected for laundry.</p>
--	---	---	---

**Next to the Mess area are the following Interactive Areas. Split your class into smaller groups and explore these areas.**





<p>Signal School</p>		<p>Lower Deck</p> <p>Interactive area.</p> <p>Wheelchair accessible.</p>	<p>This part of the ship was once Caroline's Wireless Telegraphy Office. Signals were a very important part of how HMS Caroline communicated internally as well as externally to other ships. Use the interactives to explore different types of communication.</p>
----------------------	---	--	---





<p>Engineers' Workshop and Engine Rooms</p>		<p>Lower Deck</p> <p>Not wheelchair accessible- steps lead from the Engineers' Workshop to the Engine rooms.</p> <p>There are loud sound effects, low light and projections in the Engine Room.</p>	<p>Caroline's two engine rooms still house her four original steam turbines, plus a smaller pair of cruising turbines. These were designed by Sir Charles Parsons. The turbines were powered by superheated steam. The turbines and condensers take up the entire width of the ship and almost fill both engine rooms.</p>
---	--	---	--

<p>Torpedo School and Dazzle</p>		<p>Lower Deck</p> <p>Wheelchair accessible.</p> <p>Interactive area.</p>	<p>Caroline carried twelve torpedoes. They were effective at up to five and a half miles. Torpedoes were nicknamed 'tin-fish' because of their shape.</p> <p>Caroline, when she was first built, was painted with an early form of the Dazzle paint scheme. Use the interactives to learn more about the history of Dazzle and its purpose.</p>
----------------------------------	---	--	---

<p>The Bathroom Flat (Wash Place)</p>		<p>Lower Deck</p> <p>There is a small step to enter the washroom. This is a narrow area and may not be wheelchair accessible.</p>	<p>The Wash Place was where most of the ship's company washed. Dirty clothes were placed in the racks and clean clothes were fetched from the lockers. Laundry was done up on deck, preferably in tubs of rain water. Torpedoes were stored below and brought up via a hatch outside the Wash Place.</p>
---------------------------------------	---	---	--






<p>Passageways</p>		<p>Lower Deck.</p> <p>A passageway located to the right and left of the Wash Place lead you through to the café. One passageway is suitable for wheelchairs.</p>	<p>The passageways have hardly changed since the ship was built in 1914. You can see lots of rivets along the passageways that would have been hammered in by hand when the ship was built.</p>
<p>Café</p>		<p>Lower Deck</p> <p>You will find a lift and stairs in the café that will bring you to the Virtual Access Suite, more historic spaces as well as accessible and visitor toilets.</p>	<p>The school lunch space is in the back of the café.</p>
<p><b>From the café there are steps to reach the upper deck and a lift. The lift will accommodate up to 2 people at any one time. The lift and steps bring you out into the Virtual Access suite.</b></p>			
<p>Sick Bay</p>		<p>Upper Deck</p> <p>Wheelchair accessible.</p>	<p>Typically – on any day – there would have been four or five men on the sick list. The clever layout meant daylight for everyone – whichever way the curtains were drawn. The cots were scrubbed clean and folded flat when not in use. Caroline regularly returned to base, so did not need full hospital facilities. There was a portable operating table for emergencies. All the medicines, dressings, surgical supplies and equipment needed by the Sick Bay were securely stored in the Dispensary.</p>
<p>Galley</p>		<p>Upper Deck.</p> <p>There are low-level sound effects in this area.</p> <p>Visitors can look into the space but not enter.</p>	<p>The Seamen's Galley was where the ship's cooks cooked meals for about two hundred and fifty men. The cooks did not prepare the food- they only cooked it. Each mess prepared its own food and brought it to the cooks to be heated by boiling, baking or roasting. There was also a Bake-house and a Butcher on board. There were no fridges.</p>

<p>Oilskins and Dapple Suits Store</p>			<p>Upper Deck.</p> <p>Visitors can look into the space but not enter.</p>	<p>A supply of wet-weather gear was kept in this store. Oilskins are made of cotton canvass made waterproof with a layer of tar or linseed oil – sometimes they were even given a coat of paint. Dapple Suits are made from thick, felted woollen cloth. The heavy cloth is boiled to make it weather-proof.</p>
<p>Heads</p>			<p>Upper Deck.</p> <p>Visitors can look into the space but not enter.</p>	<p>Toilets are known as 'Heads'. The term goes back to the days of sailing ships and the colourful figureheads that were historically found on a ship's bow. This was where the men would go to the bathroom as the wind is almost always from behind on a sailing ship so any smells get blown away.</p>
<p>Virtual Access Suite</p>			<p>Upper Deck</p> <p>Wheelchair accessible.</p>	<p>The Virtual Access Suite contains interactives, models and resources to explore about the history of the ship, how it worked and the ship's crew. There are steering interactives in this section.</p>
<p><b>The Forecastle is reached via steps or a lift. Both are located on either side of the Gallery. Please note the steps will be slippery when wet. The lift can accommodate up to two people.</b></p>				
<p>Forecastle (sometimes written as 'foc'sle' and pronounced folk-sill)/</p>			<p>Above Upper Deck- external.</p> <p>Wheelchair accessible.</p> <p>The forecastle can be reached a set of steps located either side of the Galley or by lift.</p>	<p>On the Forecastle you can see The Navigating Bridge and the Crow's Nest. There would have been two signalmen on the wings either side, who were ready to respond by flag, lamp or semaphore as required. Iron interferes with compass readings, so everything metal up here is made of non-magnetic brass. The guns on the Forecastle are 4-inch guns.</p>

## Pump House Exhibitions

You may wish to spend some time exploring the exhibitions in the Pump House with your class where you can find out more about HMS Caroline's history in Belfast.

Area	Image	Where is it?	What is it?
Reception area		<p>The entrance to the Pump House.</p> <p>Wheelchair accessible.</p>	<p>Reception area where tickets can be purchased.</p> <p>Original objects from the Pump House are on display.</p> <p>A community display cabinet is also located in this space.</p>
Gallery One		<p>Located down the ramp from the main reception area in the Pump House.</p> <p>Wheelchair accessible.</p>	<p>A gallery of photographs, text and objects telling the story of HMS Caroline from construction, First World War, East Indies to Second World War, Naval Reserves, Restoration and opening as a museum.</p>
Gallery Two		<p>Located down the ramp from gallery one. There is an exit to the ship from this gallery.</p> <p>Wheelchair accessible.</p>	<p>A display of objects, images and text relating to crew members who served on board HMS Caroline during the First World War.</p>